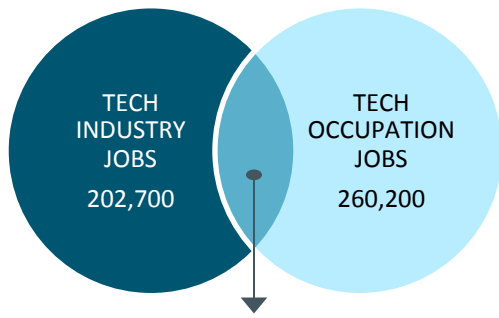




# MICHIGAN

## STATE OF TECHNOLOGY IN MICHIGAN



49% of Tech Industry Jobs Are in Tech Occupations

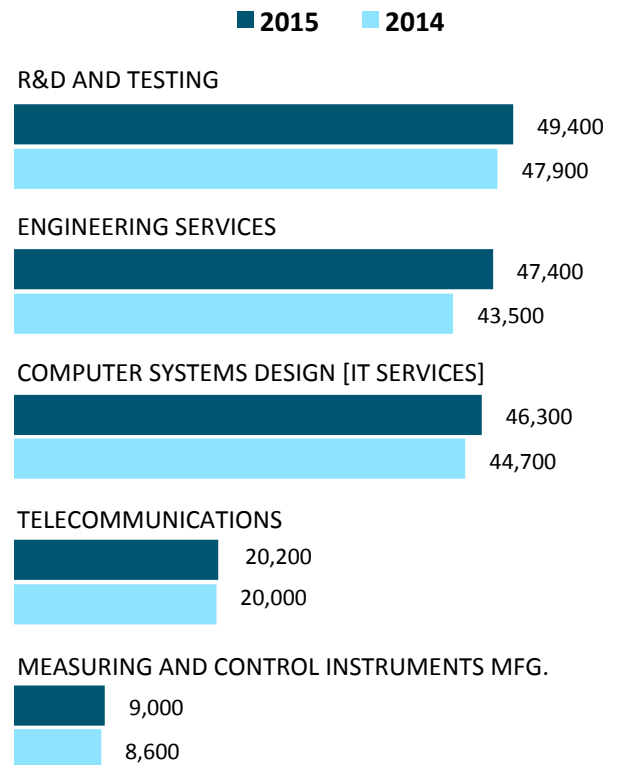
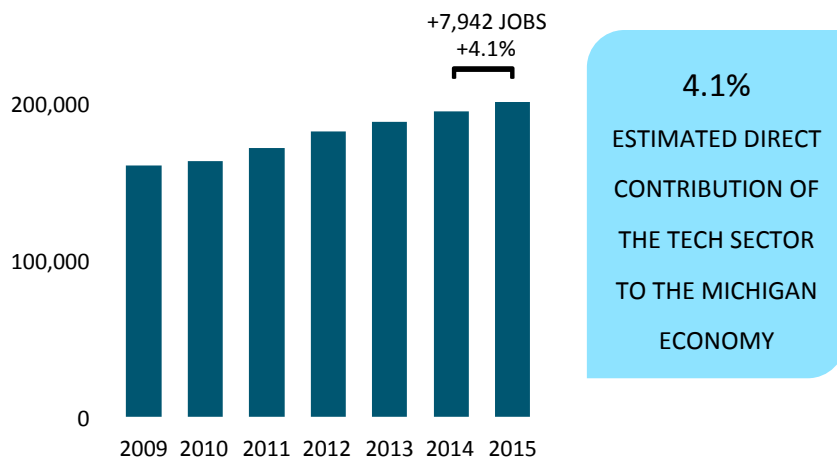
TECH INDUSTRY EMPLOYMENT	202,669
TECH BUSINESS ESTABLISHMENTS	11,186
TECH INDUSTRY PAYROLL	\$17.2 B
AVERAGE WAGE IN TECH INDUSTRY	\$84,844
% OF PRIVATE SECTOR WORKERS IN TECH	5.6%
STATE RANKINGS: TECH EMPLOYMENT	12 <sup>th</sup>
STATE RANKINGS: AVERAGE TECH WAGE	22 <sup>nd</sup>

Primary Sources: EMSI | U.S. Bureau of Labor Statistics | U.S. Bureau of Economic Analysis

All data are estimates for the 2015 time period, except where specified as 2014 or earlier

### TECH INDUSTRY EMPLOYMENT TRENDS

### LEADING TECH INDUSTRY SECTORS (BY EMPLOYMENT)

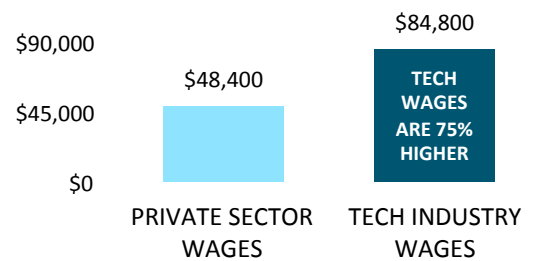
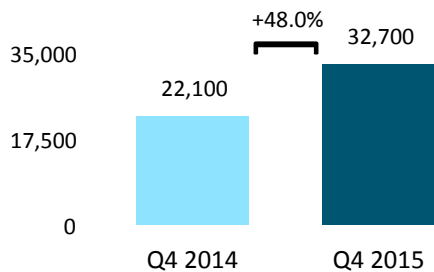


### LEADING OCCUPATIONAL JOB CATEGORIES

	2015	YoY % Change
Mechanical Engineers	36,800	3.8%
Industrial Engineers	21,800	4.1%
Computer User Support Specialists	20,900	2.5%
Software Developers, Applications	16,300	3.4%
Computer Systems Analysts	14,400	3.8%

### POSTINGS FOR TECH OCCUPATIONS JOB OPENINGS (NET)

### TECH INDUSTRY WAGES (AVERAGE WAGES)



Source: Burning Glass Technologies Labor Insights